



# Reston District Police Station

## Reston Town Center North Development Discussion

Captain Mohammed Oluwa  
*May 09, 2023*



## RESTON DISTRICT STATION COMMAND



Captain Mohammed Oluwa  
Cmdr., Reston District Station



1<sup>st</sup> Lieutenant Michael Gubesch  
Asst. Cmdr., Reston District  
Station

**POLICE**  
FAIRFAX COUNTY

# Public Safety in your District



**Your district station**



**Supporting our community:  
An inside look**



**Staffing needs based on area development.**



**Co-responder needs**



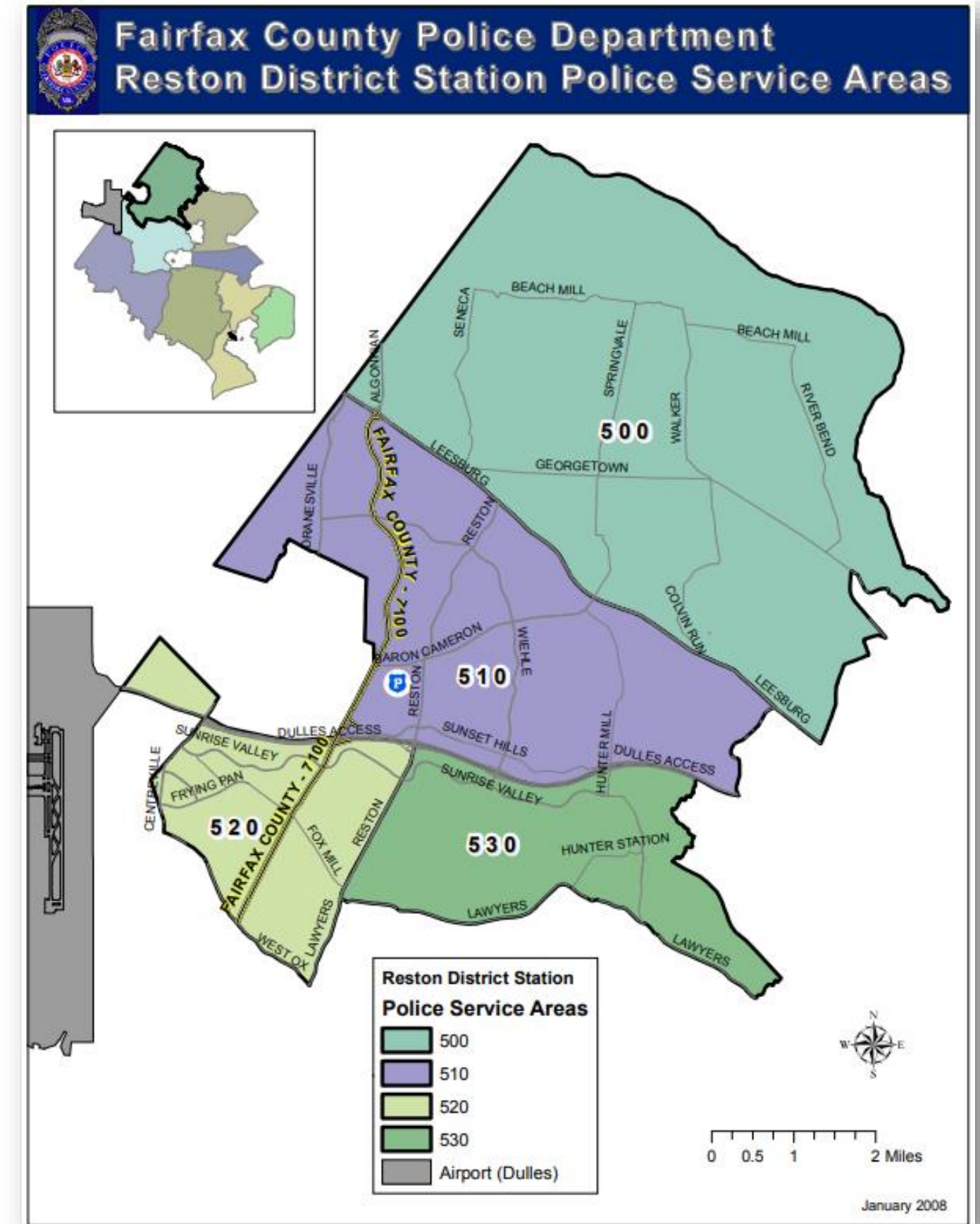
**Supporting data for below ground/above ground parking garage**



**Concerns and needs to support.**

# Geography of Reston

- District Size: 56 sq. miles
- Coverage Area: Reston and parts of Great Falls, Vienna, Oak Hill, and Herndon zip codes
- Coverage over two managerial districts
- Reston contains four Police Service Areas (PSA):
  - 500
  - 510: This is the station area.
  - 520
  - 530

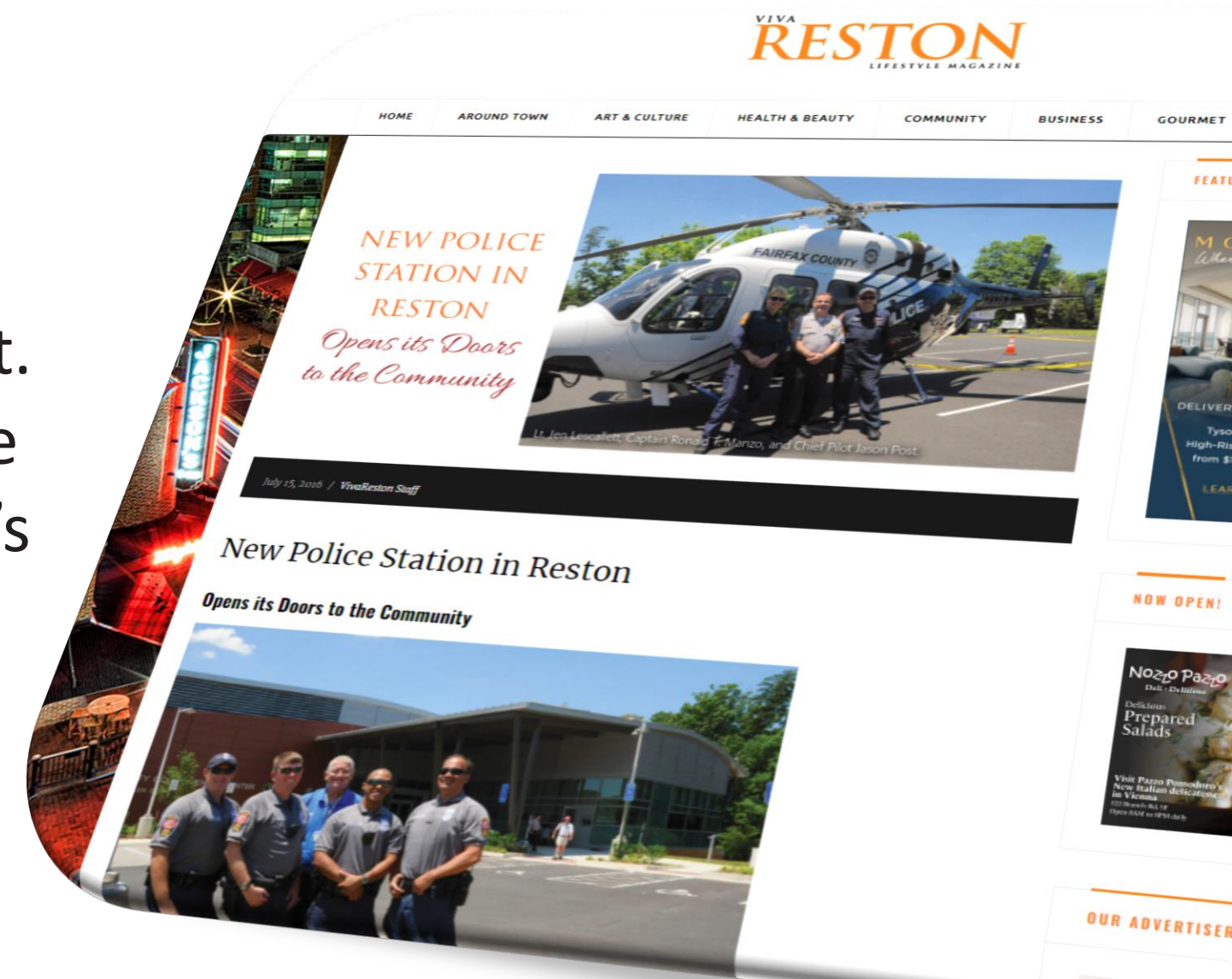


## 12000 Bowman Towne Drive 1984-2015 “Old Reston Station”

- Built in 1984, opening with about 60 officers to serve Reston.
- 16,000 sq.ft. with a secured flat lot of 78 spaces for patrol, specialty vehicles, and personal vehicles.
- By 2012 there became a need for an increased number of officers based on the area’s population density, calls-for-service, crime and traffic related incidents. The number of Reston officers exceeded 100.

## 1801 Cameron Glen Drive 2015-Present

- Our newest, two-story building about 36,000 sq.ft.
- 168 parking spaces plus facilities for lockers and officer’s equipment.
- It had been designed and integrated into the community so that the police public safety facility would have space to grow as the county’s population and calls for service grow.



## Borders

- Borders Loudoun County
- Town of Herndon
- Town of Vienna
- US Park Police

## Civic / Human Services

- Embry Rucker Shelter
- Community Services Board
- North County
- Washington Plaza West
- Wiehle-Reston East
- RTC Commuter Hub

## Amenities

- Reston Town Center
- Reston Town Center West
- Plaza America
- Hunters Woods
- Clocktower
- South Lakes Shopping
- Extended Stay

## Parks

- Lake Fairfax Park
- Great Falls Park
- Frying Pan Park
- Seneca Park
- Riverbend Park
- Baron Cameron Park
- Nike Park
- Hutchinson Park
- Turner Farm Observatory

## Private Medical

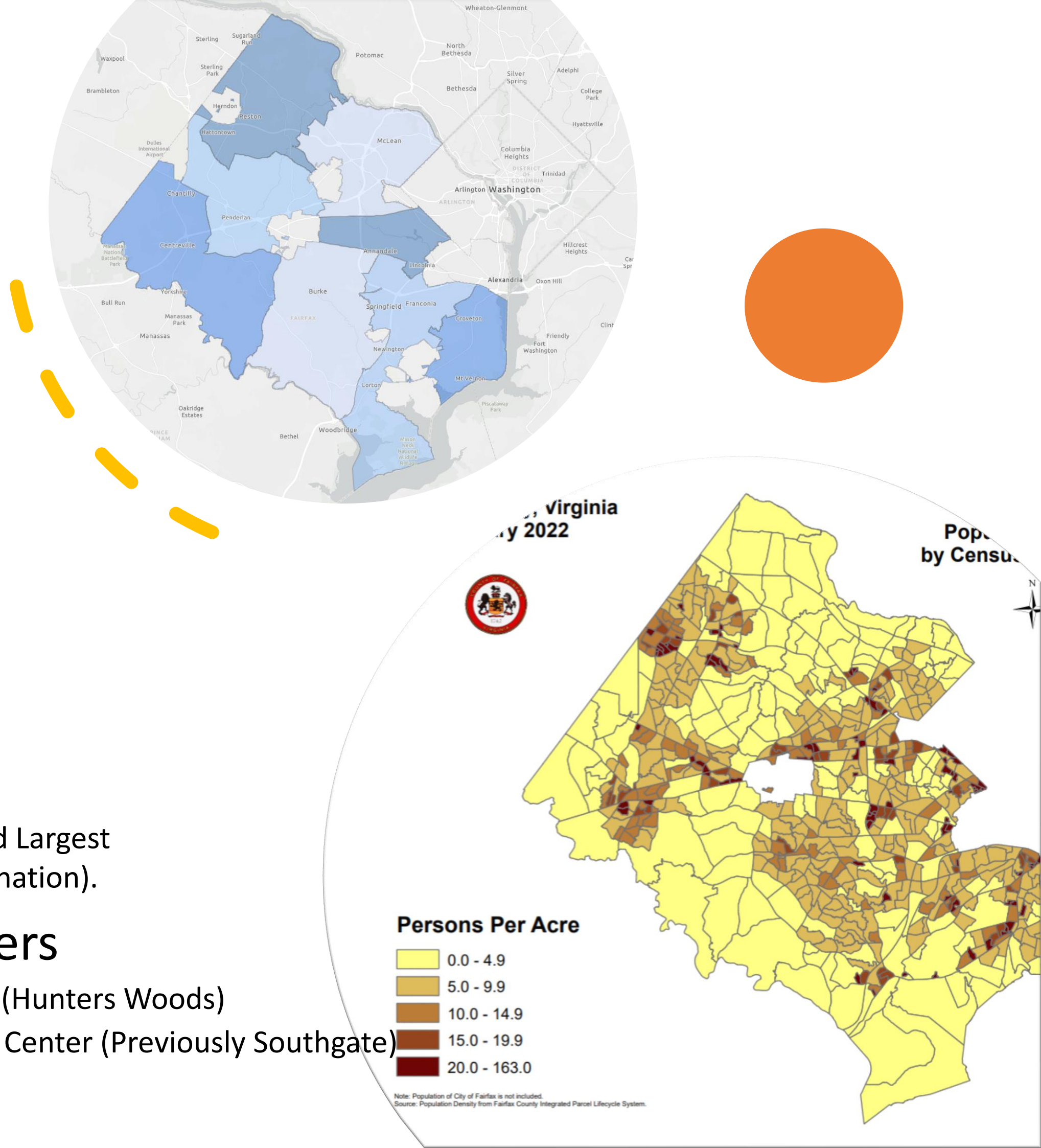
- Reston Hospital Center
- INOVA Urgent Care
- Kaiser Permanente

## Associations

- Reston Association (Second Largest Community Association in nation).

## Community Centers

- Reston Community Center (Hunters Woods)
- Cathy Hudgins Community Center (Previously Southgate)
- YMCA - Reston



# Supporting our Reston Neighborhoods and Communities



Robbery response with apprehension. Reston Town Center. March 2023

| Countywide Total Housing Units, 1985 through 2022 |      |                         |                       |         |            |  |
|---|------|-------------------------|-----------------------|---------|------------|--|
|   | Year | Number of Housing Units | Year over year growth | Average | # officers | Ratio of Officer to Fairfax Housing Unit |
| 1   | 1985 | 247,777                 | N/A                   |         | 60         | 0.0242%                                  |
| 2   | 1990 | 302,464                 | 22.07%                | 9%      |            |  |
| 3   | 1995 | 328,151                 | 8.49%                 |         |            |  |
| 4   | 2000 | 358,960                 | 9.39%                 |         |            |  |
| 5   | 2005 | 385,634                 | 7.43%                 |         |            |  |
| 6   | 2010 | 396,386                 | 2.79%                 |         |            |  |
| 7   | 2015 | 412,198                 | 3.99%                 |         |            |  |
| 8   | 2016 | 413,746                 | 0.38%                 | 0.49%   |            |  |
| 9   | 2017 | 415,690                 | 0.47%                 |         |            |  |
| 10  | 2018 | 418,250                 | 0.62%                 |         |            |  |
| 11  | 2019 | 421,102                 | 0.68%                 |         |            |  |
| 12  | 2021 | 424,087                 | 0.71%                 |         |            |  |
| 13  | 2021 | 425,585                 | 0.35%                 |         |            |  |
| 14  | 2022 | 426,412                 | 0.19%                 |         |            |  |
| 15  | 2023 | 447,733                 | N/A                   | 5%      |            |  |
| 16  | 2024 | 470,119                 | 5.00%                 |         |            |  |
| 17  | 2024 | 493,625                 | 5.00%                 |         |            |  |
| 18  | 2026 | 518,306                 | 5.00%                 |         |            |  |
| 19  | 2027 | 544,222                 | 5.00%                 |         |            |  |
| 20  | 2028 | 571,433                 | 5.00%                 |         |            |  |
| 21  | 2029 | 600,005                 | 5.00%                 |         |            |  |
| 22  | 2030 | 630,005                 | 5.00%                 |         |            |  |
| 23  | 2031 | 661,505                 | 5.00%                 |         |            |  |
| 24  | 2032 | 694,580                 | 5.00%                 |         |            |  |

Average Historical Ratio of Officers to Housing Units for Reston

The ratio of RESTON DISTRICT OFFICERS to the number of housing units within the county...

- Averaged about 0.02554%
- Based on growth in Fairfax County the number of officers needed will approach 177 by the year 2032.
- Doubling the capacity of your officers will increase the need for a larger police facility footprint in Reston. Considerations include:
  - Expandability.
  - Interdepartmental access to resources.



# Co-Responder Program

## Co – Responder ( COR ) and Mental Health Calls For Service ( COR As of March 2023 )

Three Co – Responder Teams in Fairfax County

Reston and Mclean do not have a Co- Responder Team assigned to their district. ( staffing )

COR 18 covers Sully ( 1 ) and Fair Oaks ( 8 ) stations

COR 26 covers Mount Vernon ( 2 ) and Franconia ( 6 ) stations

COR 47 covers Mason ( 4 ) and West Springfield ( 7 ) stations

COR has been involved, directly or indirectly, in 33 cases in Reston since the pilot program started in 2021, starting with one COR Team in 2021, two COR teams in 2022, and now three COR teams as of May 2023, county wide.

## Mental Health Calls For Service

2015 - 2023

Reston District Station 7,957

Patrol Area 510 1,895

Average Hours per LEO on Cases 5.3

Average Total Hours per Case 26.4

## Public Safety Area 510

- High Volume Service Areas
  - Reston District Police Station
  - Reston Hospital Center
  - Reston Town Center
  - Target / Extended stay corridor
  - Embry Rucker Shelter
  - Regional Library



### Reston CFS 2015-2023 YTD

#### PSA 510

| Year of Date Call Entered | Patrol Area |
|---------------------------|-------------|
|                           | 510         |
| 2015                      | 37,121      |
| 2016                      | 37,111      |
| 2017                      | 35,769      |
| 2018                      | 37,024      |
| 2019                      | 36,610      |
| 2020                      | 32,988      |
| 2021                      | 34,112      |
| 2022                      | 31,688      |
| 2023                      | 10,180      |
| Grand Total               | 292,603     |

## PSA 510 Comparison

- PSA 510 has the most Calls for Service in Fairfax County
- Below is a table of the 5 PSAs with the most CFS



### PSAs with Most CFS 2021-2023 YTD

| Patrol Area | Date Call Entered |        |        | Grand Total |
|-------------|-------------------|--------|--------|-------------|
|             | 2021              | 2022   | 2023   |             |
| 510         | 34,112            | 31,688 | 10,180 | 75,980      |
| 620         | 34,912            | 29,281 | 9,942  | 74,135      |
| 720         | 31,780            | 26,637 | 8,975  | 67,392      |
| 320         | 31,039            | 26,025 | 8,974  | 66,038      |
| 111         | 29,204            | 26,229 | 8,703  | 64,136      |

# Safety and Security

Safety Associated with Structure and Layout



Best Practices in Crime and Violence Prevention



Environmental Design




Structural Safety and Security


# Concerns and Required Support



Safety and Security



Room for expansion



The security of our facilities, and safety of your officers helps to ensure that we can continue to serve our neighborhoods and communities without interruption of service.



Thank you for your time, Reston. We are proud to support our neighborhoods and communities.

